

Today: Overview 2

- Admin
- Finish forces
- Start Vis Techniques

Admin

Name Table Tents

Put signed Copyright/Use Agreement, Syllabus Agreement, on piles up front.

WP login due tonight: Go to flowvis.org/wp-admin. Put in your `firstname.lastname@colorado.edu` email, and click 'forgot password'. If that doesn't work, see Behruz on Slack. Yes, Slack login due also.

Weds: Bring your camera to class. We will be exploring lenses.

Last time:

Make CHOICES:

1. Flow phenomenon: Water boiling? Faucet dripping?
- I 2. Visualization technique: Add dye? See light distorted by air/water surface?
3. Lighting (source of worst image problems)
4. Image acquisition: Still? Video? Stereo? Time lapse? High speed?
5. Post processing, final output. Edit, at least crop the image, consider contrast.

1. **Flow phenomenon:** *Why does it look like that?*

What are the forces? = a framework for interpretation of the image
 Minute paper. In groups (3 or so) list all the forces that can act on a fluid.
 Write on a scrap of paper to hand in.

Minute paper results:

Viscous

Shear

Gravitational

Buoyancy

Electromagnetic

Air resistance (drag)

Cohesion

Adhesion (capillary action)

Normal force

Stress

Composition of fluids

Densities of fluids

Chemical reactions

Impact

Wind

Gravitational

- Buoyancy
- Electromagnetic
- Electrostatic
- Inertial
- Centripetal/centrifugal
- Pressure
- Body forces: gravity, buoyancy, EM
- Viscosity, shear, friction
- Thermal diffusivity
- Interaction with other fluids
- Surface tension
- Intermolecular

- Adhesion (capillary action)
- Normal force
- Stress
- Strain
- Thermodynamic
- Heat
- Convection
- Osmosis
- Solar radiation

- Chemical reactions
- Impact
- Wind
- Mass
- Acceleration
- Temperature
- Phase change
- Strong, weak nuclear forces
- Cavitation
- Vortex structures
- vortex stretching
- concentration gradient

Good, inclusive list. Not all are forces, but all can 'drive' a flow via a set of physics or mechanism.
Heat, for example.

Force - Any action applied to an object which would cause the object to move, change the way it is currently moving, or change its shape. A force can also be thought of as a push (compressive force) or pull (tensile force) acting on an object.

Engineering Terms

www.pre-engineering.com/resources/engineeringterms

All forces can be categorized like this: 2 types of forces

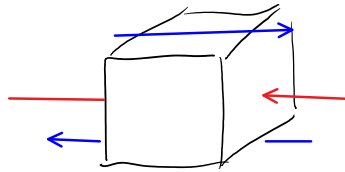
Body

Acts directly on every molecule equally

- a) Gravity
- b) Electromagnetics

Surface

Acts on the surface of a volume of fluid



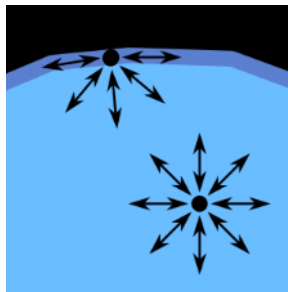
Pressure: always perpendicular to surface

Shear: always parallel to surface

Any surface force can be decomposed into a shear plus pressure

Note: these are actually STRESSES = Force acting on an area.

The only force that is not so easily categorized is SURFACE TENSION



It's the result of **intermolecular** forces, so it affects every molecule, like a body force

But it is only obvious at interfaces between fluids, kind of like a surface force.

<http://upload.wikimedia.org/wikipedia/commons/thumb/f/f9/Wassermolek%>

<http://www.flowvis.org/category/flow-categories/marangoni/>

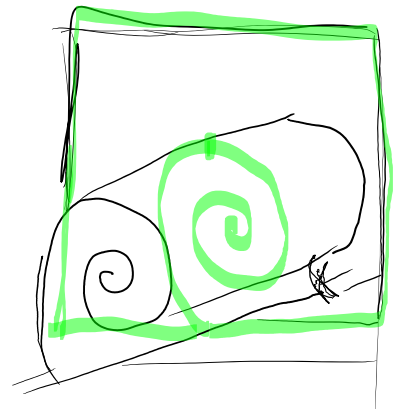
Conclusion: Whenever you are observing fluids, list the forces that may be acting, **that make it look like that.**

2. Visualization Techniques


- a. Seeded Boundary techniques
 - b. Index of refraction (light bending)
 - c. Particle tracking
-

a. Seeded Boundary techniques:

One fluid is seeded with dye or particles which scatter or absorb light. The other fluid is transparent, not scattering or absorbing light. The boundary can be seen.



Stage fog illuminated by a sheet of laser light forms a suddenly started laminar planar jet at $Re = 330$. Tanner Ladtkow, Geneva Wilkesanders, Tim Read, Andrea Fabri. Team Project 3, 2006



India ink falling through water shows the Rayleigh-Taylor instability. Gordon Browning. Get Wet Fall 07.



India ink falling through water shows the Rayleigh-Taylor instability. Gordon Browning. Get Wet Fall 07.

Back-lit. Dark ink absorbs light.



[Team-1/FV_popup1-21.htm](http://www.colorado.edu/MCEN/flowvis/galleries/2009/Team-1/FV_popup1-21.htm)

http://www.colorado.edu/MCEN/flowvis/galleries/2009/Team-1/FV_popup1-21.htm

Lucy Dean, Joseph Duggan, Tim Jarrell, Melissa Lucht

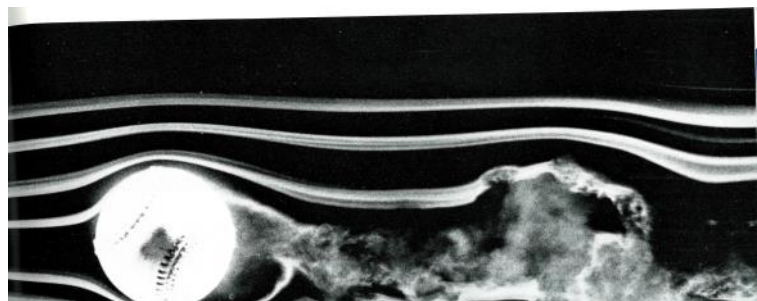
White gas (naptha) pool flame.
Team 1 Spring 2009

Light emission shows hot soot region
Black body radiation: Red to yellow to white

Blue = specific emission from C_2 or CH radicals

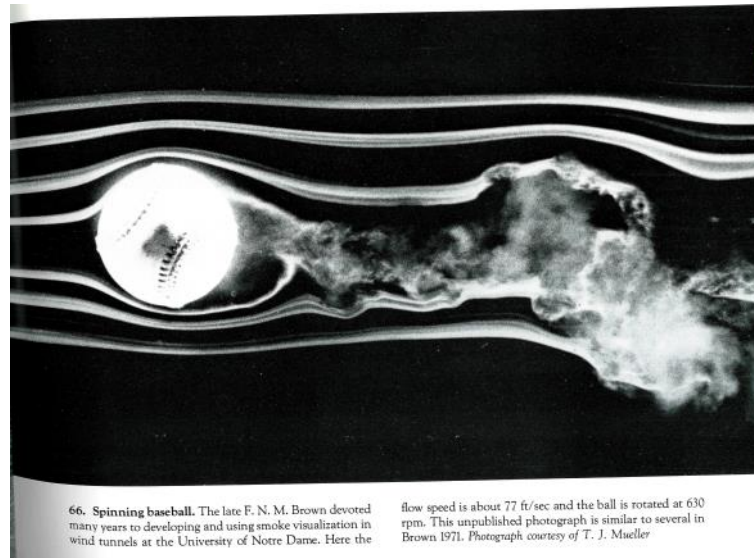
Seeded boundary technique is characterized by dense seeding, can't see individual particles:

- Dye = food coloring
- Hydrogen bubbles (in water)
- Smoke
- Water droplets (clouds, fog, vape)



individual particles.

- Dye = food coloring
- Hydrogen bubbles (in water)
- Smoke
- Water droplets (clouds, fog, vape)



Van Dyke book: An Album of Fluid Motion

This is a relatively easy technique.

Remember, choose environmentally benign fluids: foods, personal care products. No chemicals down the drain here.

b. Index of refraction techniques

Minute paper, in groups: What is the index of refraction?

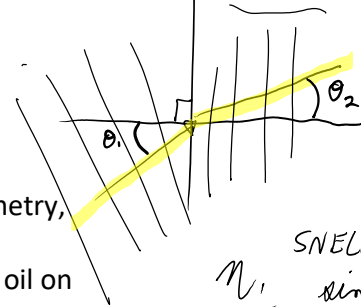
Most knew that it had to do with light bending. One person knew it had to do with speed of light

$$n = \frac{\text{Speed of light in vacuum}}{\text{Speed of light in medium}} = \frac{c}{v} = \frac{\lambda_0}{\lambda_{\text{medium}}}$$

$$\eta = \frac{\text{Speed of light in vacuum}}{\text{Speed of light in medium}} = \frac{c}{v} = \frac{\lambda_0}{\lambda_{\text{medium}}}$$


eta

= 1.5 for glass
 = 1.3 for water, plexiglas, approximately
 = 1.00029 in air



Frequency & color do not change
 Wavelength λ shrinks
 wavespeed v slows in denser media
 $v = \lambda f$

Specific techniques: schlieren, shadowgraphy, interferometry, holography,
 Free liquid/gas surfaces, thin film effects (soap bubbles), oil on puddles



CAUSTICS
 DISPERSION

SNELL'S LAW

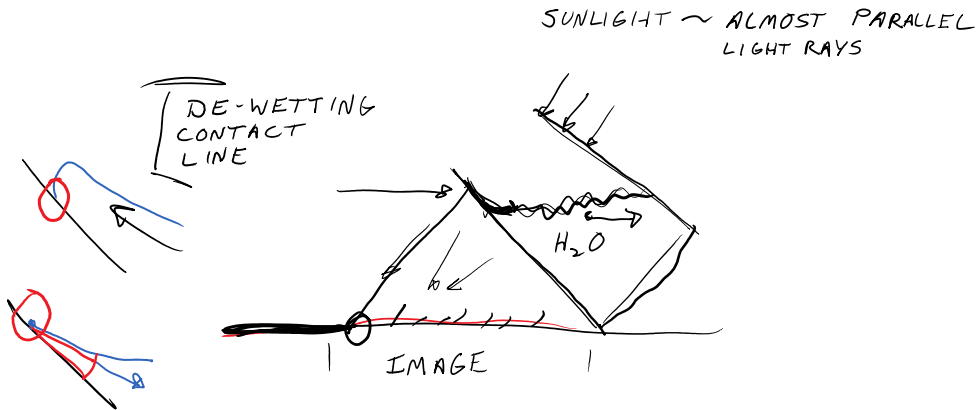
$$\frac{n_1}{n_2} = \frac{\sin \theta_2}{\sin \theta_1}$$

$n(f)$
 depends on frequency of light

Pasted from <http://www.colorado.edu/MCEN/flowvis/galleries/2007/assignment4/hmath.jpg>

A rectangular tank, partially filled with water, was tipped on edge. Sunlight projected through the waters' edge to the ground, resulting in Moiré interference patterns : CAUSTICS.

Owen Hnath, Gordon Browning, Tracy Eliasson, Travis Gaskill, Trisha Harrison



Contact line: solid, fluid and gas meet together. Mathematically makes a singularity; very interesting to applied math folks.

Now, chat with a neighbor about what you are planning for your Get Wet project.