

19. Particles 1

Friday, November 9, 2018 3:55 PM

Admin:

Today: Particles: interaction with flow
Generation

II Particles

Heavy seeding

Number density high enough to look like a dye

Similar considerations to dyes:

1) Particles must track with the flow

Dyes are molecules, track with the flow just fine.

Big difference from dyes

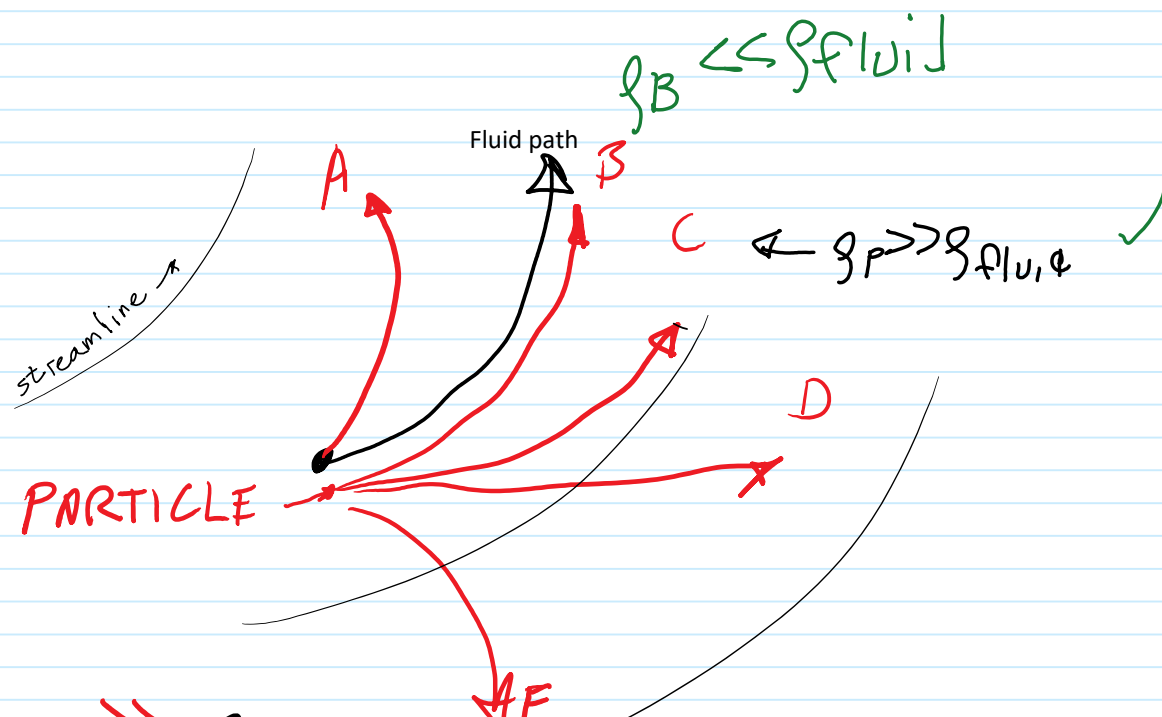
2) Want particles to NOT disturb flow


3) Want particles to show up - HIGH VISIBILITY

1) When will particles track well, be good tracers?

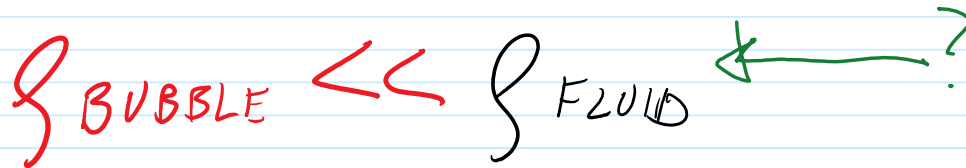
Minute paper: Consider a curved streamline in a **horizontal plane**. Consider a small particle, much denser than the fluid.

What will the particle path look like compared to the fluid path?





Next, consider same scenario, but a bubble instead of a particle.



Ever been hit in the back of the head by a balloon when you are accelerating in a car?

<http://www.youtube.com/watch?v=XXpURFYgR2E>


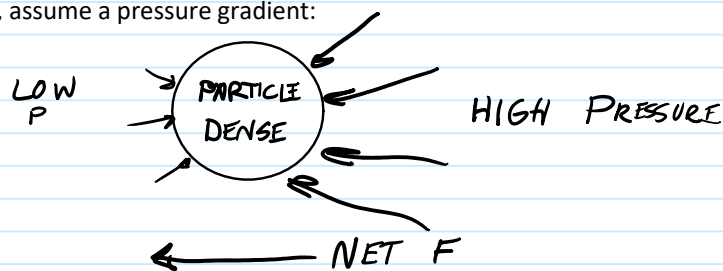
For particles (or bubbles) to track with the surrounding fluid, they must accelerate the same as the neighboring fluid

Forces on particle:

Body: gravity, neglect.

Surface:	normal = pressure	} from fluid
	parallel = shear	

First, assume a pressure gradient:



← SAME NET F


Which particle will accelerate more?

Newton's Second Law: $\Sigma F = ma$

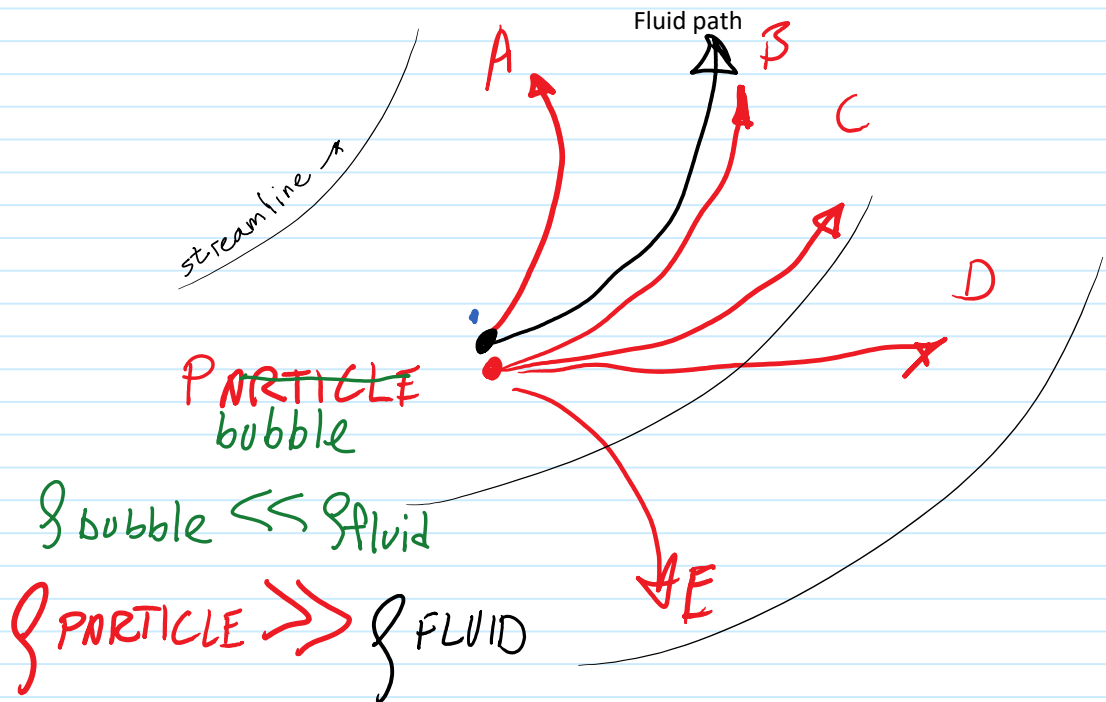
same force - Dense - which will accelerate more?
BUBBLE -

What makes streamlines curve?

(what is a streamline?)



Streamlines curve because of pressure gradient. Low P is inside curve



For particles to accurately track the fluid we have

Rules of thumb:

- In water or other liquids, particles of 100 μm diameter or less, any density, will

track most flows.

- In air, particles of $1\ \mu\text{m}$ diameter or less, any density, will track most flows.

Similar considerations to dyes:

- 1) Particles must track with the flow
- 2) Want particles to NOT disturb flow
- 3) Want particles to show up - HIGH VISIBILITY

2) Want particles to NOT disturb flow

- As with dyes, minimize injection differential velocity; inject at local flow speed.
- Want particles to not introduce new forces or effects. Avoid:
 - soluble particles
 - surface tension
 - chemical reactions
 - significant change of density
 - particle-particle interaction
 - Number density of particles = # of particles / unit volume. (Contrast to mass/volume of solid alone). Keep low enough to avoid interactions.
 - Particle-particle interaction (collisions, drag) lead to non-Newtonian effects. Slurries, oobleck, blood, shampoo, silly putty, other polymers. Gets into 'complex fluid' categories. Interesting field.

3) High visibility

Particles only scatter light. Interaction depends on size (d) compared to λ .
Scattering = \sum of reflection, refraction, diffraction & absorption


$d \sim O(\lambda)$: Mie scattering regime.

e.g. visible light = $0.4 - 0.7\ \mu\text{m}$, so diameters of $1\ \mu\text{m}$ to $0.1\ \mu\text{m}$ (100 nm, 1000 Å).

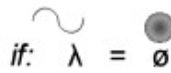
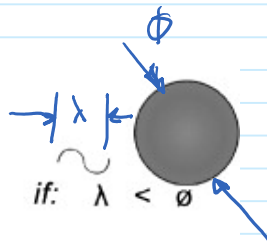
- Scattering efficiency drops as particles get smaller. Better tracking, but less light.
- Independent of wavelength; no colors from particles this small. Makes clouds white.
- Particles large enough to have color are too big to track well.

λ = wavelength of light
 d = ϕ diameter of particle




 Wake Vortex Study at Wallops Island
 NASA Langley Research Center 5/4/1990 Image # EL-1996-00130
 "NASA wing tip vortex. Information for ID # EL-1996-00130," n.d.,
<http://lisar.larc.nasa.gov/UTILS/info.cgi?id=EL-1996-00130>.

Light is not scattered uniformly:

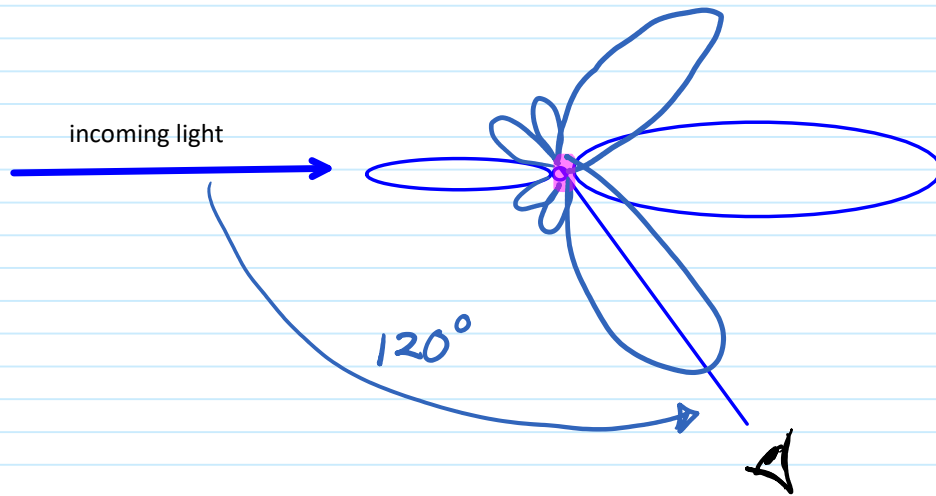


<http://www.sciencedirect.com/science/article/pii/S0378517307010113>

Keck, Cornelia M., and Rainer H. Müller. "Size Analysis of Submicron Particles by Laser Diffraction—90% of the Published Measurements Are False." *International Journal of Pharmaceutics* 355, no. 1–2 (May 1, 2008): 150–163. doi:10.1016/j.ijpharm.2007.12.004.



Mie regime, small particles:
 Back scatter < Forward scatter



Mie + Fraunhofer regime, larger particles: Back scatter < Forward scatter
 +
 Often a strong lobe at 120 degrees to incoming light. *SWEET SPOT*
 Best to play with camera-light angles.

Smaller particles, $d \ll \lambda$,
Rayleigh scattering regime. Elastic collision of photons with particles. No energy exchange.
 Blue sky is Rayleigh scattering; sunlight scattered by molecules of air, preferentially blue. Longer wavelengths are too long to interact much; are only seen at sunset due to long passage through atmosphere, and when scattered by larger molecules of pollutants or dust.

Next: How to make or get particles

<http://www.youtube.com/watch?v=DOUfyDHxkYQ&feature=related>

NCFMF film 'Flow Visualization'

Hydrogen bubble technique, but also discusses streamline vs streakline vs pathline