

21. Particles 3

Wednesday, November 14, 2018 2:26 PM

Last time: Particle generation in air: Smoke and Fog

Today:

Particle gen in water

Particles for Water

Rheoscopic fluids:

Pearl Ex (art pigment, TiO_2 coated mica).

'Pearl Swirl' \$5/gallon from Steve Spangler Science

Shiny opaque or translucent particles, crystal flakes, $\sim 10 \mu\text{m}$ size, aligns with shear gradient.

Used in soaps, shampoos

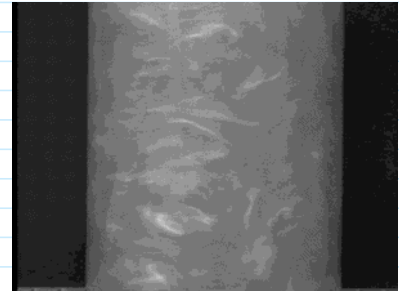
<https://www.youtube.com/watch?v=vrTM9O6owII>

Probably the same as:

Stearic acid crystals extracted from shaving cream,

Borrero-Echeverry, Daniel, Christopher J. Crowley, and Tyler P. Riddick. "Rheoscopic Fluids in a Post-Kalliroscope World." *Physics of Fluids* 30, no. 8 (August 1, 2018): 087103.

<https://doi.org/10.1063/1.5045053>.



Check out the Taylor Couette Instability demo in the ITLL Lobby. Tall blue column.

'Blackstock' fluid, now 'KaleidoFlow Rheoscopic Fluid'



Streaming birefringence, seen when viewed between polarizing filters

Has 2 indices of refraction

Suspension of microscale mica flakes.

<http://www.laminarsciences.com/>

http://buphy.bu.edu/~duffy/thermo/4820_77.html

For individual particle images (PIV)

Neutral buoyancy

Here F2018

- Corn starch (diluted)
- Glass or polystyrene microspheres
- Latex bubbles
- Rust (filtered)
- Alumina
- Wax beads (Pine Sol)

Mica powder for makeup
polishing powder

ultrasound to break up clumps

- Pine pollen (floats on surface)
- Lycopodium powder (also used as flash powder)

<http://vimeo.com/89491724> Cymatics

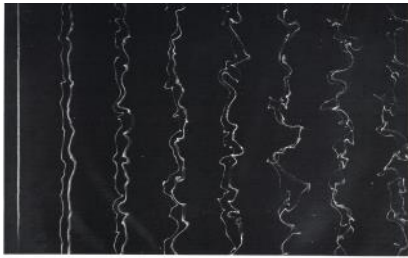
Susie Sie

Want neutral buoyancy, but for very small particles viscous forces are high. Can use up to 100 μm particles. Good scatterers.



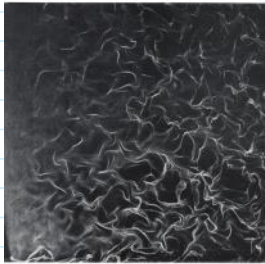
Laser Doppler Velocimetry

Point meas of velocity



154. Growth of material lines in isotropic turbulence. A fine platinum wire at the left is stretched across a water tunnel 18 inch lengths behind a turbulence-generating grid. The Reynolds number is 1900 based on grid rod diameters.


155. Periodic electrical pulses generate double lines of hydrogen bubbles that are stretched and twisted as they are convected downstream. Corcos & Kanawak 1969



156. Wrinkling of a fluid surface in isotropic turbulence. Here the platinum wire generates a continuous sheet of hydrogen bubbles. It is distorted by the nearly isotropic turbulence behind the grid. The bright streaks are believed to be places where the stretched sheet is viewed edge-on. Photograph by M. J. Kanawak, M. S. E. thesis, Johns Hopkins Univ., 1960

Van Dyke's Album of Fluid Motion

Hydrogen Bubbles



H₂ bubbles
anode

O₂ & Cl₂ bubbles
cathode

large plate or pipe

Smallest H₂ bubbles if wire is very thin. Bubbles = 1/2 to 1 wire diameter = 25 to 50 μm

Want small enough bubbles to track flow, and have a slow rise time, so
< 100 μm needed.

Best if wire is platinum. Other wires oxidize, and don't provide a clean
sheet of bubbles.

Minute paper: Why not use O_2 ?

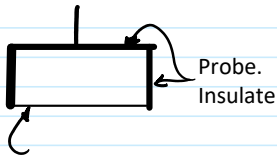


For same current, get half as much O_2
diffusivity
relative solubility
surface tension

Need 50 - 70 VDC, 1 amp minimum.
For long wires (200 mm) need 250 V, 2 amps
Expensive power supply.

The water must conduct well.
Add salt. Some refs say sodium sulfate is better than sodium
chloride, table salt.
Weak acid or base would also conduct, but may eat wire.

Too much salt = bigger bubbles, Cl gas?




Pt wire, tight and smooth. Big bubbles form at kinks.

Any ions in the water are attracted to the electrodes, so material plates
onto the electrodes, fouls the wire.

"Cleaning" = Reverse polarity briefly now and then for a few seconds

Electrolytic Precipitation Technique

- Same circuitry as H_2 bubbles, but 10VDC, 10 mA. Much more reasonable
requirements but...
Tracer is electrolytically precipitated oxide at anode, of anode material.
Metal often used = solder = tin+lead. Two heavy metals you don't want to
put down the drain; needs 5 μm filter.



94. Kármán vortex street behind a circular cylinder at $Re=140$. Water is flowing at 1.4 cm/s past a cylinder of diameter 1 cm. Integrated streaklines are shown by electrolytic precipitation of a white colloidal smoke, illuminated

by a sheet of light. The vortex street is seen to grow in width downstream for some diameters. Photograph by Sadoishi Tameda



95. Kármán vortex street behind a circular cylinder at $Re=200$. This photograph, made using a different fluid (and in another country) happens to have been timed so as to resemble remarkably the flow pattern in the upper picture. A thin sheet of tobacco smoke is introduced upstream in a low-turbulence wind tunnel. Photograph by Gary Koepmans

56

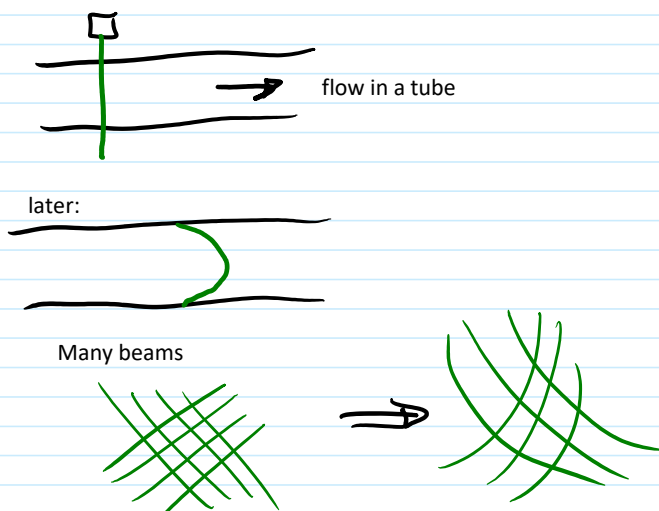
Latex Microbubbles.

If too dense, can be 'cooked' to expand to neutral buoyancy

Very expensive! \$100 for a few grams worth.

Molecular Tagging Velocimetry

Laser beam "uncages" dye along a beam line, which then deforms with the fluid:

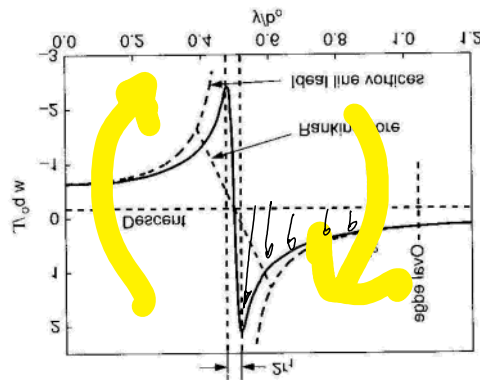
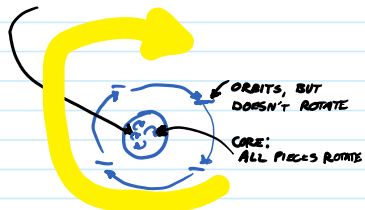


Can be quantified to measure velocity field.

Dye is molecular, no seed problems.

<http://www.egr.msu.edu/tmual/MTV.html>

Vorticity = rotation of a fluid element around its own middle
 Vortical fluid = fluid with vorticity
 Vortex = Vortical fluid (vortex core), often surrounded by irrotational (non-vortical) fluid



McLean, Doug. *Understanding Aerodynamics Arguing from the Real Physics*. Chichester: Wiley-Blackwell, 2013.

<http://www.youtube.com/watch?v=loCLkcYEWD4> 3:30 - 6 min, vorticity in boundary layer, then irrotational flow around bathtub vortex.

<http://www.youtube.com/watch?v=JIOM1gVNhbw> Parody of NCFMF