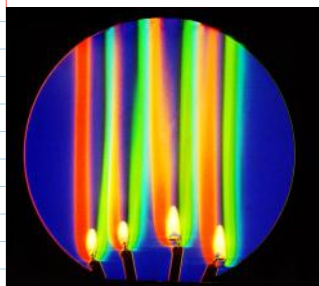


Last minute project: Toys video

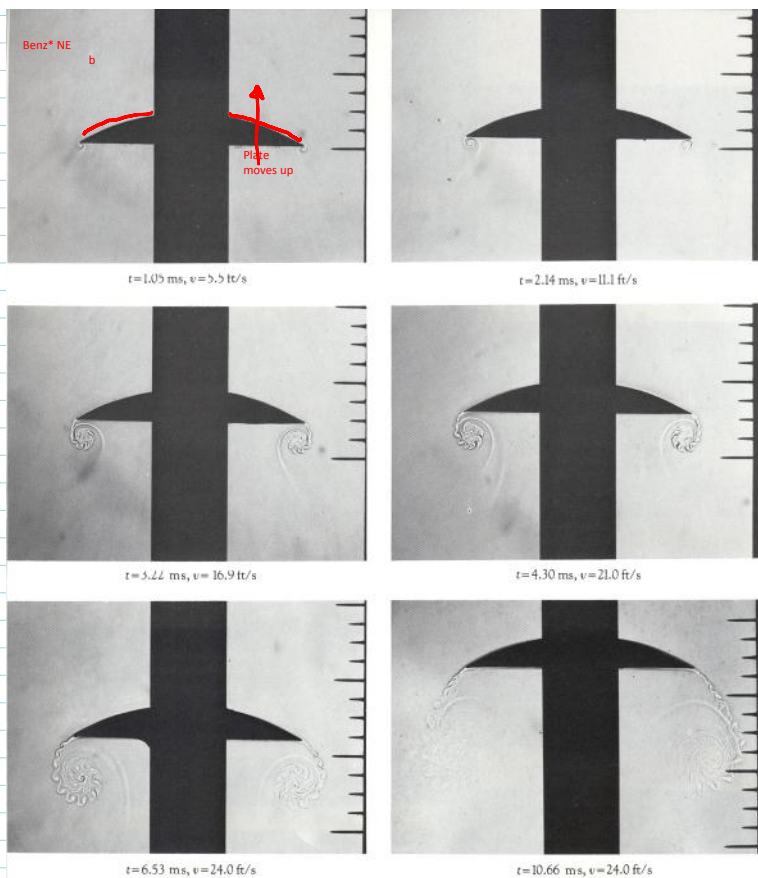


color SCHLIEREN

Pasted from: <<http://www.compadre.org/informa/images/features/schlierenlarge-11-29-06.jpg>>


A. DAVIDHAZY,
RIT = Rochester Institute of Technology,
offers engineering and BS through PhD in
Imaging Science.

SHADOWGRAPH



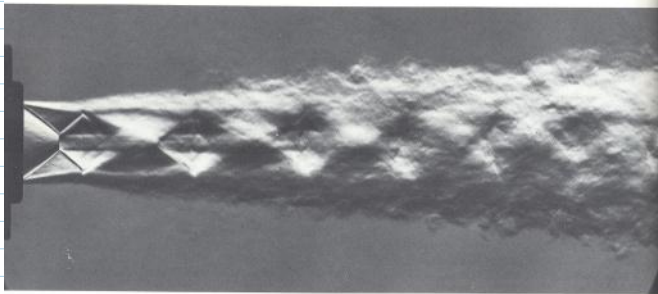
81. Growth of vortices on an accelerated plate. Spark shadowgraphs show the history of a 3-inch-square plate in air, accelerated from rest to 24 ft/s. The sharp edge of the plate is initially opposite the first of a series of pins spaced $\frac{1}{4}$ inch apart. The motion is actually vertical, and the flow is visualized by painting a narrow band of benzene across the center of the balsa-wood plate, so that when the plate

accelerates benzene vapor is drawn into the vortex sheet. The difference in density between the vapor and the air makes the paths of their boundaries visible. Care was taken to ensure that the undulations observed in the vortex sheet were not caused by vibrations of the model. Pierce 1961



167. Subsonic jet becoming turbulent. A jet of air from a nozzle of 5-cm diameter flows into ambient air at a speed of 12 m/s. The laminar interface becomes unstable as in


figure 102, and the entire jet eventually becomes turbulent. Bradshaw, Ferris & Johnson 1964



168. Supersonic jet becoming turbulent. At a Mach number of 1.8 a slightly over-expanded round jet of air adjusts to the ambient air through a succession of oblique

and normal shock waves. The diamond-shaped pattern persists after the jet is turbulent. Oertel 1975

98



Pasted from <http://commons.wikimedia.org/wiki/File:Schlieren_photograph_of_T-38_shock_waves.jpg>

Mach 1.1, full size T-38 in flight, 1993. L. Weinstein, NASA example of Background Oriented Schlieren (BOS). Correlate patterned background from image to get schlieren

How it works:

$$n = \frac{c_{\text{VACUUM}}}{c_{\text{MEDIUM}}}$$

n = index of refraction

Light is deflected towards more dense medium

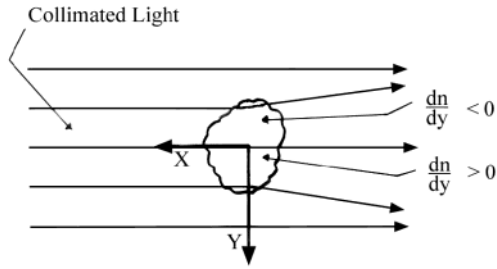
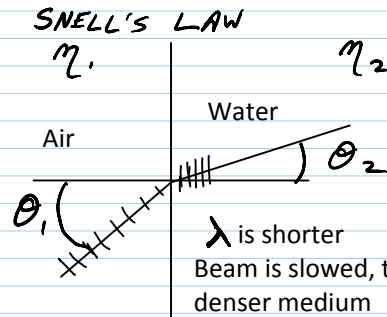


Figure 1. Disturbance in Collimated Beam

Copyright J. Kim Vandiver, 2002

$$\frac{1}{r} \frac{\partial^2 r}{\partial y^2} = \frac{\partial^2 y}{\partial z^2}$$

curve of disturbed
line



like a caustic

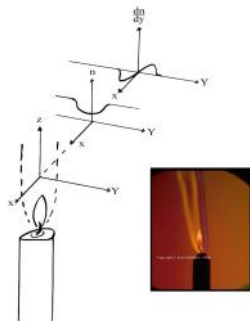


Figure 2. The Refractive Index Gradient Above a Candle

Copyright J. Kim Vandiver, 2002

<http://web.mit.edu/Edgerton/www/schlieren5.html>

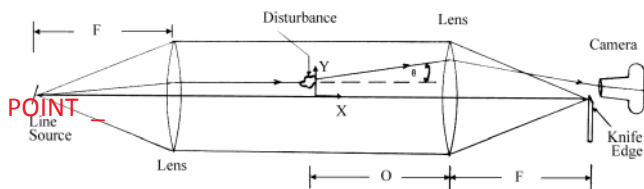



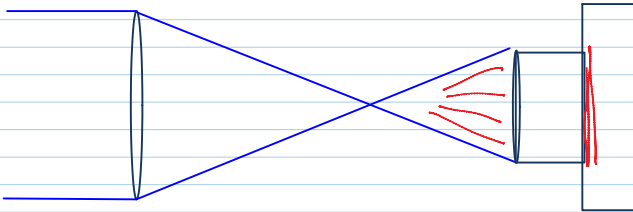
Figure 3. Schlieren System with a Small Disturbance

Copyright J. Kim Vandiver, 2002

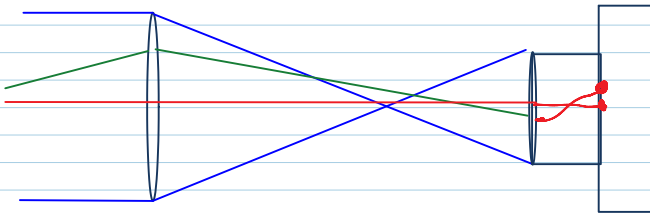
Minute paper: What would camera see looking at parallel light, camera lens focused at infinity?



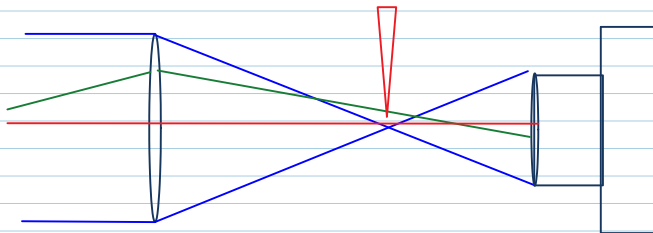
And in this case? No disturbance, no knife edge



Now, deflect some of those light rays. Would add light in some areas, reduce it on others.



→ Shadowgraphy



Cut the deflected light with a knife edge (razor blade)

→ schlieren

By Foucault, 1859

schlieren: German noun, Not a name

SHADOWGRAPH EQUATION

$$\frac{\Delta I}{I} = l \int_{z_1}^{z_2} \left(\frac{\partial^2}{\partial x^2} + \frac{\partial^2}{\partial y^2} \right) (\ln \eta) dz$$

Relative light intensity at exit. Light propagates in Z

Integrated along line of sight. Drawback for looking at 3-d phenomena

Shadowgraph, sensitive to 2nd derivative of η

Ref: 1. Wolfgang Merzkirch, *Flow Visualization, Second Edition*, 2nd ed. (Academic Press, 1987).

propagates in Z
direction

looking at 3-d phenomena

Similar math for schlieren, is sensitive to first derivative;
to gradients in temperature.

Variants:

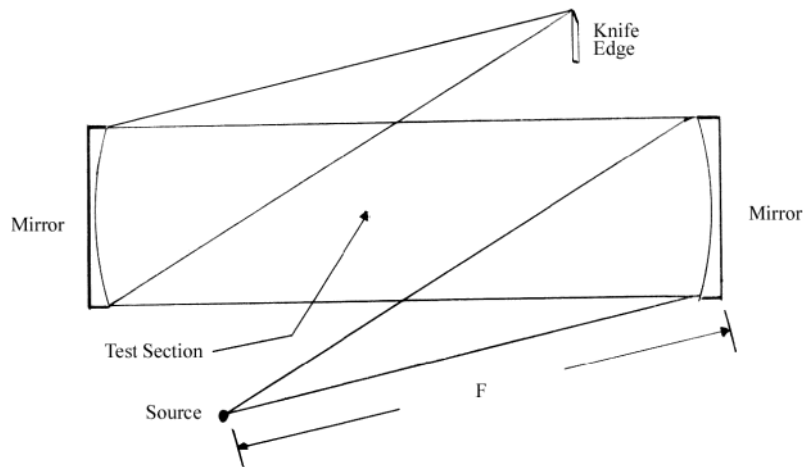

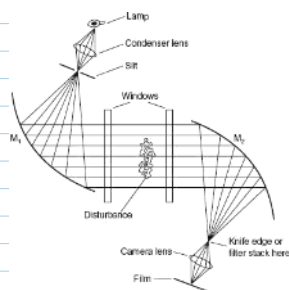


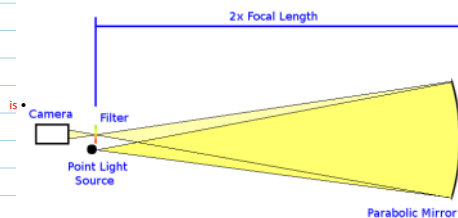
Figure 7. Mirror System

Copyright J. Kim Vandiver, 2002

Z fold with mirrors; saves space. Want space
between mirrors to be $3 \times f$



Pasted from
<http://2.bp.blogspot.com/_JUEsAR6XU0/5Q203d6MBI/AAAAAAAAABR/9vGcUULVzN4/6320schlieren.gif>





Gas Dynamics lab at Penn State University
Prof. Gary Settles, author of

Schlieren & Shadowgraph Techniques, Corrected.
(Springer, 2001).

<file:///C:/Users/hertzber/Documents/01CLASSES/FlowVis/MiscImages/Settles/SchlierenVisit/DSC_0324.AVI> My visit in
March

BOS = Background Oriented Schlieren

Uses patterned background instead of mirror,
any random lighting. View of background will
be distorted by n field. Take two images and
do cross correlation, like PIV.

Focusing Schlieren

<http://people.rit.edu/andpph/text-schlieren-focus.html>

.